

Emtrac

plus!

Maintenance Free Batteries



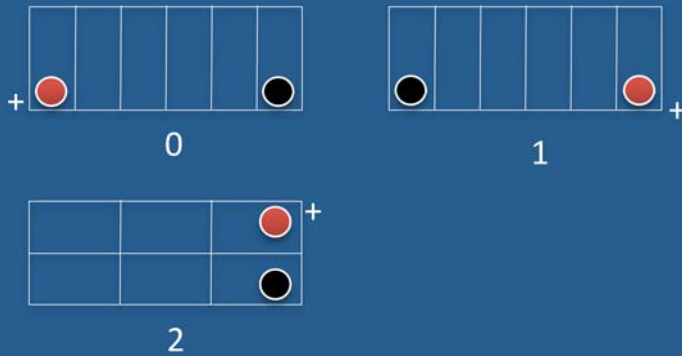
SILVER ALLOY

Made in India

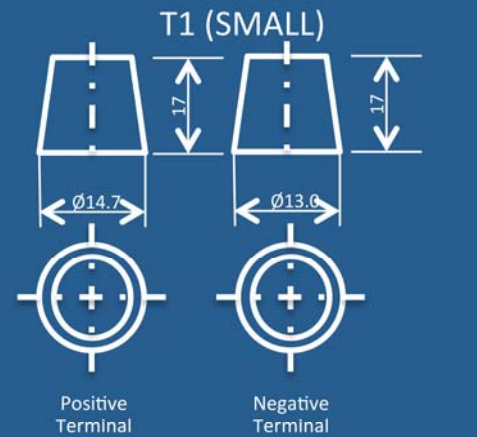
Part No	Alternative Part No	Rating	Cold Cranking Amperes	Reserve Capacity	Filled Battery Weight	Length	Width	Height	Cell Layout	Terminal Type	Hold Down (Optional)	Quantity
		AH @ C20	Amps @ -18°C	mins	kgs	mm	mm	mm				per Pallet
JIS Models												
34B19L		32	265	52	10.2	187	127	227	1	T1		200
34B19R		32	265	52	10.2	187	127	227	0	T1		200
46B19L		35	330	52	10.4	187	127	227	1	T1		200
46B19R		35	330	52	10.4	187	127	227	0	T1		200
50B19L		40	370	55	11.3	187	127	227	1	T1		200
50B19R		40	370	55	11.3	187	127	227	0	T1		200
38B20L	NS40ZL	35	265	43	10.4	197	129	227	1	T1		200
38B20R	NS40Z	35	265	43	10.4	197	129	227	0	T1		200
42B20L	NS40ZL	35	335	55	10.8	197	129	227	1	T1	B3	200
42B20R	NS40Z	35	335	55	10.8	197	129	227	0	T1	B3	200
50B20L	NS40ZL	43	380	66	11.8	197	129	227	1	T1	B3	200
50B20R	NS40Z	43	380	66	11.8	197	129	227	0	T1	B3	200
46B24L	NS60L	45	295	56	11.6	238	129	227	1	T1		160
46B24R	NS60	45	295	56	11.6	238	129	227	0	T1		160
46B24LS	NS60LS	45	295	56	11.7	238	129	227	1	T2		160
46B24RS	NS60S	45	295	56	11.7	238	129	227	0	T2		160
55B24L	NS60L	45	380	75	13.2	238	129	227	1	T1		160
55B24R	NS60	45	380	75	13.2	238	129	227	0	T1		160
55B24LS	NS60LS	45	380	75	13.3	238	129	227	1	T2		160
55B24RS	NS60S	45	380	75	13.3	238	129	227	0	T2		160
65B24L	NX100-S6L	50	420	75	13.8	238	129	227	1	T1		160
65B24R	NX100-S6	50	420	75	13.8	238	129	227	0	T1		160
65B24LS	NX100-S6LS	50	420	75	13.9	238	129	227	1	T2		160
65B24RS	NX100-S6S	50	420	75	13.9	238	129	227	0	T2		160
55D23L		60	320	74	16.6	232	173	225	1	T2	B3	120
55D23R		60	320	74	16.6	232	173	225	0	T2	B3	120
85D23L	85B60K	60	550	110	17.4	232	173	225	1	T2	B3	120
85D23R	85BR60K	60	550	110	17.4	232	173	225	0	T2	B3	120
90D23L		65	560	114	18.2	232	173	225	1	T2	B3	120
90D23R		65	560	114	18.2	232	173	225	0	T2	B3	120
65D26L	N50L	50	420	90	16.5	260	173	225	1	T2	B3	120
65D26R	N50	50	420	90	16.5	260	173	225	0	T2	B3	120
75D26L	N50ZL	60	450	98	17.0	260	173	225	1	T2	B3	120
75D26R	N50Z	60	450	98	17.0	260	173	225	0	T2	B3	120
80D26L	N50ZL	60	500	110	18.4	260	173	225	1	T2	B3	120
80D26R	N50Z	60	500	110	18.4	260	173	225	0	T2	B3	120

Part No	Alternative Part No	Rating	Cold Cranking Amperes	Reserve Capacity	Filled Batetery Weight	Length	Width	Height	Cell Layout	Terminal Type	Hold Down (Optional)	Quantity
		AH @ C20	Amps @ -18°C	mins	kgs	mm	mm	mm				per Pallet
JIS Models												
95D26L	NS70L	65	600	115	19.2	260	173	225	1	T2	B3	120
95D26R	NS70	65	600	115	19.2	260	173	225	0	T2	B3	120
100D26L	NX110-L	70	620	128	20.0	260	173	225	1	T2	B3	120
100D26R	NX110-5	70	620	128	20.0	260	173	225	0	T2	B3	120
95D31L	N70L	70	600	125	21.8	306	173	225	1	T2	B3	90
95D31R	N70	70	600	125	21.8	306	173	225	0	T2	B3	90
105D31L	NX120-7L	80	670	160	22.5	306	173	225	1	T2	B3	90
105D31R	NX120-7	80	670	160	22.5	306	173	225	0	T2	B3	90
115D31L		90	750	160	23.9	306	173	225	1	T2	B3	90
115D31R		90	750	160	23.9	306	173	225	0	T2	B3	90
125D31L		95	775	165	24.2	306	173	225	1	T2	B3	90
125D31R		95	775	165	24.2	306	173	225	0	T2	B3	90
DIN Models												
DIN45	545106036	45	365	76	12.5	207	175	175	1	T2		100
DIN50	550154045	50	450	86	14.5	207	175	190	1	T2		100
DIN55	555112050	55	500	103	17.5	242	175	190	1	T2		100
DIN55R	555155050	55	500	103	17.5	242	175	190	0	T2		100
DIN55(T)	555155050	55	500	95	17.0	242	175	175	1	T2		100
DIN60	560170055	60	550	109	17.5	242	175	175	1	T2		80
DIN65	565106590	65	590	115	18.3	278	175	175	1	T2		60
DIN66	566112061	66	610	121	18.0	242	175	190	1	T2		80
DIN66R	566112061	66	610	121	18.0	242	175	190	0	T2		80
DIN74	574102069	74	690	131	20.0	278	175	190	1	T2		60
DIN80	580122073	80	730	143	22.5	315	175	175	1	T2		60
DIN85	585111077	85	770	147	23.5	353	175	175	1	T2		60
DIN90	590109080	90	800	162	23.3	353	175	190	1	T2		60
DIN100	600109090	100	900	181	26.5	353	175	190	1	T2		60
Truck Segment												
HC700H29R		100	700	180	26.7	359	173	234	0	T2		48
115E41R	N100	100	700	195	29.1	410	176	234	0	T2		48
115E41L	N100L	100	700	195	29.1	410	176	234	1	T2		48
150F51R	N120	120	750	240	38.6	513	182	237	0	T2		48
NT800D04R		130	800	240	41.6	540	222	240	2	T2		32
NTX00D04R	N150	150	1000	300	46.1	540	222	240	2	T2		32
NT165D04R		165	1050	325	47.9	540	222	240	2	T2		32
NT180D04R	N180	180	1150	355	48.6	540	222	240	2	T2		32

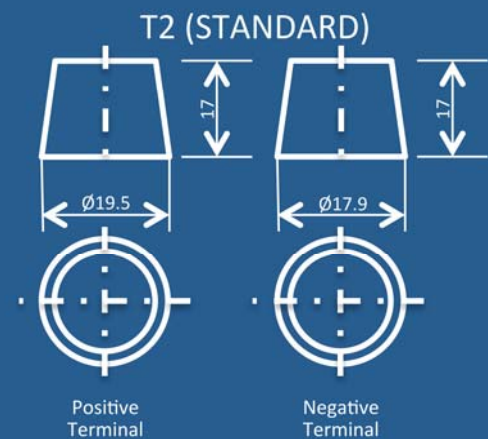
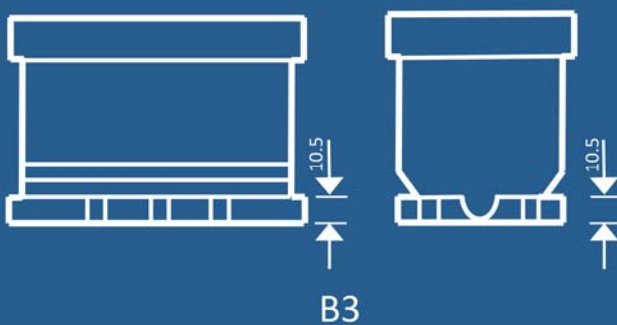
Terminal Layout



Terminal Types

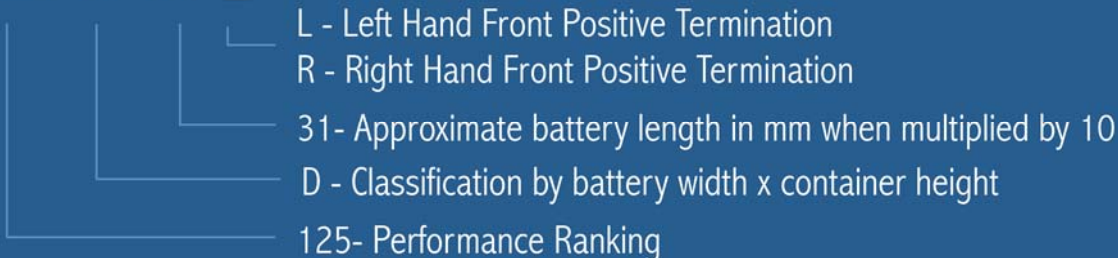


Bottom Hold Type (Optional)



JIS BATTERY NUMBER INTERPRETATION

125 D 31 L



DIN BATTERY NUMBER INTERPRETATION

5 45 106036

